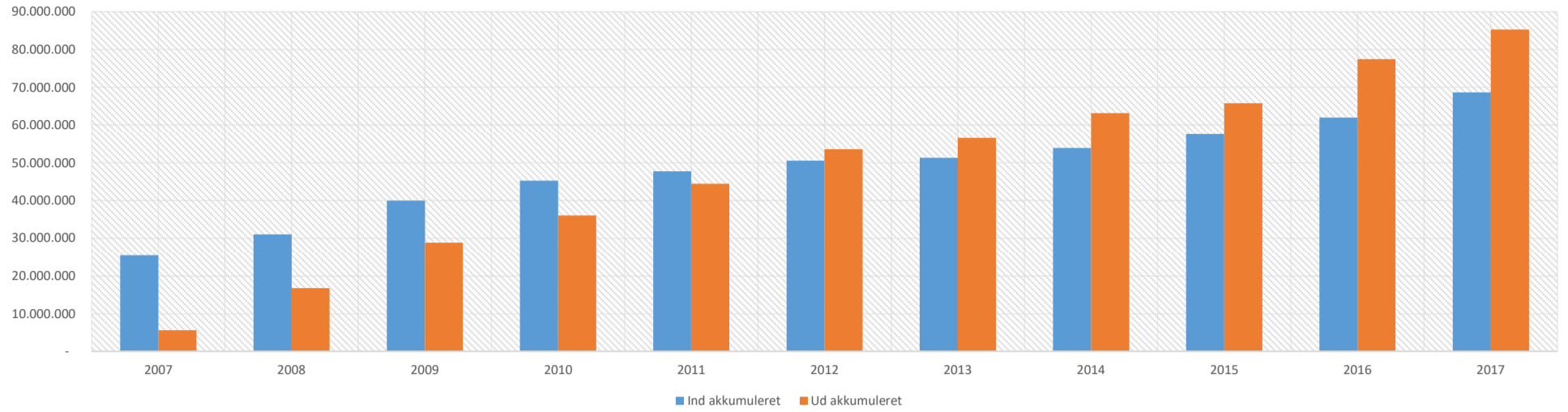
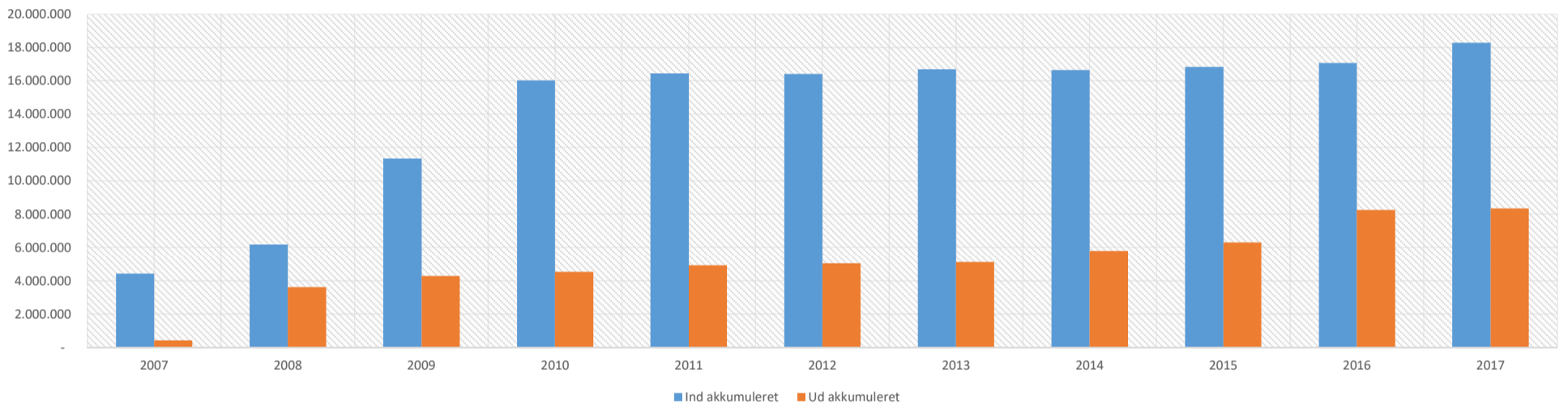


Boliger - Udgifter og indtægter ved Jordkøb, byggemodninger og grundsalg



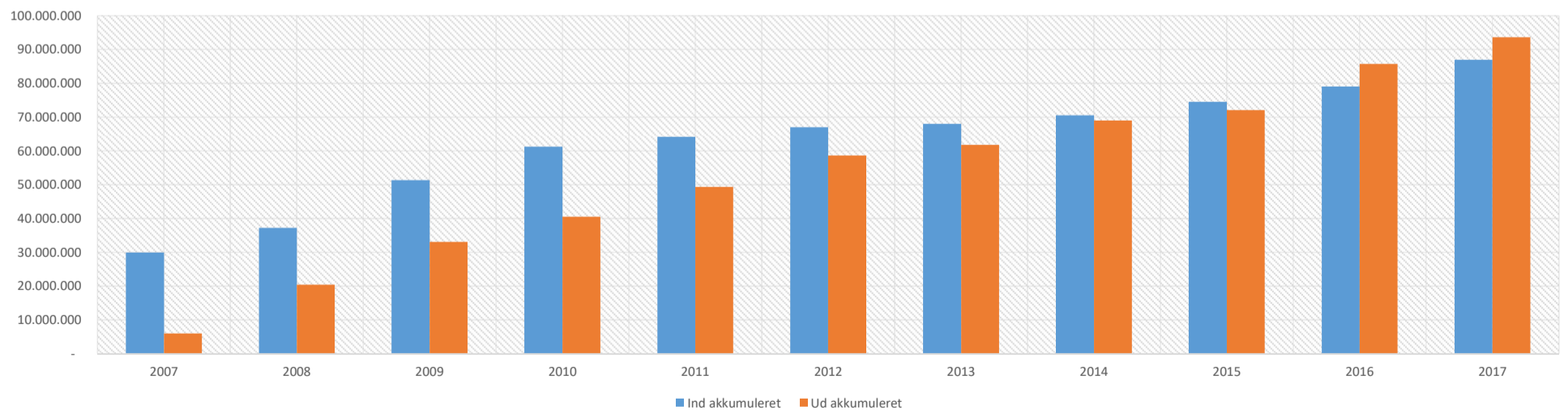
Boliger	2007	2008	2009	2010	2011	2012	2013	2014	2015	2016	2017
Indtægter	25.558.832	5.482.336	8.963.133	5.279.956	2.449.686	2.808.862	789.805	2.603.557	3.741.266	4.330.979	6.656.313
Udgifter	5.620.633	11.157.092	12.074.586	7.168.672	8.402.502	9.147.864	3.086.244	6.532.348	2.538.857	11.754.598	7.759.838
Ind akkumuleret	25.558.832	31.041.168	40.004.301	45.284.257	47.733.943	50.542.805	51.332.610	53.936.167	57.677.433	62.008.412	68.664.725
Ud akkumuleret	5.620.633	16.777.725	28.852.311	36.020.983	44.423.485	53.571.349	56.657.593	63.189.941	65.728.798	77.483.396	85.243.234
I alt netto	-19.938.199	5.674.756	3.111.453	1.888.716	5.952.816	6.339.002	2.296.439	3.928.791	-1.202.409	7.423.619	1.103.525
Netto akkumuleret	-19.938.199	-14.263.443	-11.151.990	-9.263.274	-3.310.458	3.028.544	5.324.983	9.253.774	8.051.365	15.474.984	16.578.509

Erhverv - Udgifter og indtægter ved Jordkøb, byggemodninger og grundsalg



Erhverv	2007	2008	2009	2010	2011	2012	2013	2014	2015	2016	2017
Indtægter	4.424.530	1.738.439	5.182.476	4.678.965	424.982	-37.500	281.797	-46.526	190.381	233.826	1.220.949
Udgifter	418.107	3.206.668	661.508	252.764	398.294	103.875	79.178	671.087	516.619	1.944.586	78.643
Ind akkumuleret	4.424.530	6.162.969	11.345.445	16.024.410	16.449.392	16.411.892	16.693.689	16.647.163	16.837.544	17.071.370	18.292.319
Ud akkumuleret	418.107	3.624.775	4.286.283	4.539.047	4.937.341	5.041.216	5.120.394	5.791.481	6.308.100	8.252.686	8.331.329
I alt netto	-4.006.423	1.468.229	-4.520.968	-4.426.201	-26.688	141.375	-202.619	717.613	326.238	1.710.760	-1.142.306
Netto akkumuleret	-4.006.423	-2.538.194	-7.059.162	-11.485.363	-11.512.051	-11.370.676	-11.573.295	-10.855.682	-10.529.444	-8.818.684	-9.960.990

Boliger og Erhverv - Udgifter og indtægter ved Jordkøb, byggemodninger og grundsalg



Boliger og Erhverv	2007	2008	2009	2010	2011	2012	2013	2014	2015	2016	2017
Indtægter	29.983.362	7.220.775	14.145.609	9.958.921	2.874.668	2.771.362	1.071.602	2.557.031	3.931.647	4.564.805	7.877.262
Udgifter	6.038.740	14.363.760	12.736.094	7.421.436	8.800.796	9.251.739	3.165.422	7.203.435	3.055.476	13.699.184	7.838.481
Ind akkumuleret	29.983.362	37.204.137	51.349.746	61.308.667	64.183.335	66.954.697	68.026.299	70.583.330	74.514.977	79.079.782	86.957.044
Ud akkumuleret	6.038.740	20.402.500	33.138.594	40.560.030	49.360.826	58.612.565	61.777.987	68.981.422	72.036.898	85.736.082	93.574.563
I alt netto	-23.944.622	7.142.985	-1.409.515	-2.537.485	5.926.128	6.480.377	2.093.820	4.646.404	-876.171	9.134.379	-38.781
Netto akkumuleret	-23.944.622	-16.801.637	-18.211.152	-20.748.637	-14.822.509	-8.342.132	-6.248.312	-1.601.908	-2.478.079	6.656.300	6.617.519